

## SCRIPT

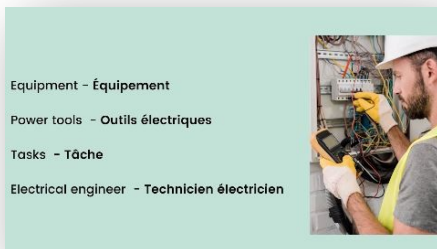
**SECTOR:** ELECTRONICS AND ELECTRICAL ENGINEERING  
IN FRANCE

**TOPIC:** LEARN WHAT BEHAVIOUR IS EXPECTED OF YOU  
IN AN ELECTRICAL WORKSHOP INCLUDING THE MOST  
IMPORTANT SECURITY MEASURES.



Welcome to an electrical workshop **atelier d'électricité**. You can work in a low voltage **basse tension** electrical workshop that tests electrical appliances, lighting, sockets, plugs and accessories or you can work in a high voltage **haute tension** electrical workshop that meets the needs of French industry quality control of electrical and electronic materials, machines and devices.

What do you need to know about your safety?



In an electrical workshop you will receive instructions about the equipment **équipement**, the power tools **outils électriques** and the tasks **tâche** you have to accomplish by the electrical engineer **Technicien électricien**. He will give guidance how to protect yourself and the laboratory from a possible accident.



During your work as an electrician **Électricien** you must follow individual protection measures which include:

- head protection measures **mesures de protection de la tête**
- body protection measures **mesures de protection du corps**



You must wear a safety helmet **casque de sécurité** to protect yourself if you fall from a ladder or if you work in an area with falling objects.



Safety goggles - Lunettes de sécurité

Wear safety goggles **lunettes de sécurité** to protect yourself from sparks from metal wires or small airborne objects.



Face mask  
Ecran facial

To protect yourself from electric shock, which can cause blindness, wear a face mask **écran facial**.

#### Electric shock - Choc électrique

#### Protection gloves - Gants de protection



To protect yourself from electric shock **choc électrique** it is necessary to wear leather or synthetic protection gloves **gants de protection** with resistance to electricity.



Fireproof jumpsuit - Combinaison ignifugée  
Fire - Feu  
Short circuit - Court circuit

Wear a fireproof jumpsuit **combinaison ignifugée** to protect against fire **feu** caused by an electric arc overheating of the installation elements due to a short circuit **court circuit** or overload as well as high operating temperatures of certain devices. Also a one-piece fireproof uniform will protect you in the case of an explosion in areas with flammable gases or dusts.

Safety shoes - Chaussures de sécurité  
Electric shock - Choc électrique




It is necessary for the technicians dealing with electrical and electronic devices during their work to wear safety shoes **chaussures de sécurité** of plastic or other insulating material like rubber which increases the resistance of the body and significantly reduces the leakage of the current to the ground in case of electric shock **choc électrique**.



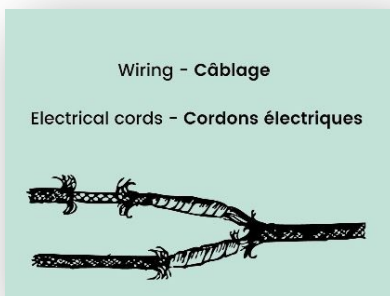
Wear protective coverings **équipement de protection** such as protective elbow coverings and protective wrist coverings when you use hand tools **outils manuels** because they require force or rotation and can cause tendonitis in the hands, wrists or elbows.



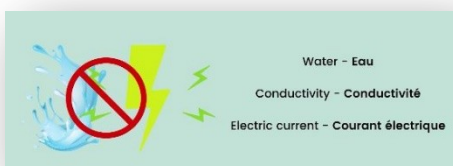
Always use tools **outils** with an insulated handle **poignée isolée** in good condition. This will help you avoid electrical shock **choc électrique**.



Never use equipment with frayed cords **cordon**, damaged insulation **isolation** or broken plugs **fiches**.



Inspect wiring **câblage** of equipment before each use. Replace damaged or frayed electrical cords **cordons électrique** immediately.



Avoid water **eau** when working with electricity. It increases the conductivity **conductivité** of the electric current **courant électrique**. Keep all electrical cords away from water. Never touch or try repairing any electrical equipment or circuits with wet hands.

Grounded  
Mis à la terre



Make sure all metal components of the laboratory such as metal benches, and metal ceilings frames which may receive an electrical voltage are grounded **mis à la terre**. All electrical equipments should be grounded with 3 prong plugs.

Wiring - Câblage  
Power source - Source d'alimentation



Never try repairing powered equipment **équipement sous tension**.

Never change wiring **câblage** with circuits plugged into the power source **source d'alimentation**.

Unplug cords by pulling the plug and not the cord  
Débranchez



Unplug cords by pulling the plug and not the cord **débranchez**. Disconnect all electrical equipment when it is not in use **déconnexion**.

Highly flammable materials - Matériaux inflammable



Don't use or store highly flammable materials **matériaux inflammable** near electrical equipment, because some materials can be ignited by sparks from the electrical equipment.

Circuit protection devices - Dispositifs de protection des circuits  
Ground - fault - Défaut à la terre  
Overload - Surcharge  
Short circuit - Court circuit



Know the location of and how to operate the circuit protection devices **dispositifs de protection des circuits**. Circuit protection devices are designed to automatically limit or shut off the flow of electricity in the event of a ground fault **défaut à la terre**, overload **surcharge** or short circuit **court circuit** in the wiring system.



In case of fire feu due to electrical causes (e.g. short circuit) do not use water to put it out. Use a suitable fire extinguisher extincteur which should be available in the area of the laboratory.

## LIST OF VOCABULARY

**SECTOR:**            **ELECTRONICS AND ELECTRICAL ENGINEERING  
IN FRANCE**

**TOPIC:**            **LEARN WHAT BEHAVIOUR IS EXPECTED OF YOU  
IN AN ELECTRICAL WORKSHOP INCLUDING THE MOST  
IMPORTANT SECURITY MEASURES.**

<b>FRENCH</b>	<b>YOUR LANGUAGE</b>
<i>atelier d'électricité</i>	
<i>basse tension</i>	
<i>haute tension</i>	
<i>équipement</i>	
<i>outils électriques</i>	
<i>tâche</i>	
<i>Technicien électricien</i>	
<i>Électricien</i>	
<i>mesures de protection de la tête</i>	
<i>mesures de protection du corps</i>	
<i>casque de sécurité</i>	
<i>lunettes de sécurité</i>	
<i>écran facial</i>	
<i>choc électrique</i>	
<i>gants de protection</i>	
<i>combinaison ignifugée</i>	
<i>feu</i>	
<i>court circuit</i>	
<i>chaussures de sécurité</i>	
<i>choc électrique</i>	
<i>équipement de protection</i>	
<i>outils manuels</i>	
<i>outils</i>	
<i>poignée isolée</i>	
<i>choc électrique</i>	
<i>cordon</i>	
<i>isolation</i>	
<i>fiches</i>	
<i>câblage</i>	
<i>cordons électrique</i>	
<i>eau</i>	

<i>conductivité</i>	
<i>courant électrique</i>	
<i>mis à la terre</i>	
<i>équipement sous tension</i>	
<i>câblage</i>	
<i>source d'alimentation</i>	
<i>débranchez</i>	
<i>matériaux inflammable</i>	
<i>dispositifs de protection des circuits</i>	
<i>défaut à la terre</i>	
<i>surcharge</i>	
<i>court circuit</i>	
<i>extincteurs</i>	